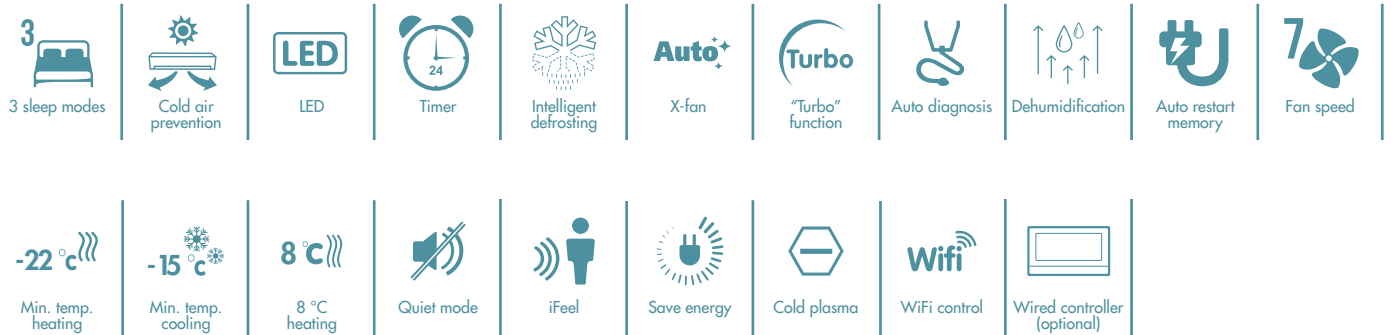


# CONSOLE -22 °C - single split air conditioners

## MAIN FEATURES



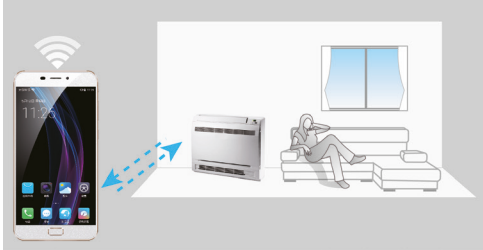
**A<sup>++</sup>** Cooling

**A<sup>+</sup>** Heating (average season)

**A<sup>+++</sup>** Heating (warmer season)

Model	Code	Nominal (min.-max.) cooling capacity (kW)	Nominal (min.-max.) heating capacity (kW)
Indoor unit model	X3I ECO PLUS AF27 HL	2.70 (0.70-3.40)	2.90 (0.60-3.50)
Outdoor unit model	X3I ECO PLUS 27 SH LHB		
Indoor unit model	X3I ECO PLUS AF35 HL	3.52 (0.80-4.40)	3.80 (1.10-4.40)
Outdoor unit model	X3I ECO PLUS 35 SH LHB		

## LONG DISTANCE WiFi




Thanks to the integrated WiFi module it is possible to control the units operation via APP on your smartphone, switch on/off the unit, select the desired mode and temperature, to program your comfort at any time, even when you aren't at home.

## iFEEL FUNCTION



The sensor incorporated into the remote controller perceives the surrounding temperature and transmits the signal to the indoor unit. Thus, the indoor unit can adjust the volume and temperature of the air flow to ensure maximum comfort at the exact point where the remote control is located, not where the unit is located..

## AIR PURIFICATION SYSTEM




It releases ions able to neutralize bacteria, fungus, viruses, pollen, acarus and in general pollutants present in the air, making the environment healthy and the air light. It ensures effective air sterilization, killing over 90% of bacteria. It removes over 400 types of odors and improves the air quality, enriching it with negative ions.

## SLIM AND ELEGANT DESIGN



The console integrates perfectly in any type of furniture, thanks to its clean, slim and elegant design.

## HEATING OPERATION DOWN TO VERY LOW OUTDOOR TEMPERATURES



The console range can work in heating down to very low outdoor temperatures, -22 °C, thus it is suitable for harsh climate conditions. This is possible thanks to assessments that regulate and optimize the defrosting process and thanks to the heating element on the bottom of the outdoor unit.

# TECHNICAL DATA

Indoor unit model		X3I ECO PLUS AF27 HL		X3I ECO PLUS AF35 HL		
Outdoor unit model		X3I ECO PLUS 27 SH LHB		X3I ECO PLUS 35 SH LHB		
		Units	Cooling	Heating	Cooling	Heating
Nominal (min.-max.) capacity (EN14511)	kW	2.70 (0.70-3.40)	2.90 (0.60-3.50)	3.52 (0.80-4.40)	3.80 (1.10-4.40)	
	BTU/h	9200	10000	12000	13000	
EER/COP (EN14511)		3.75	3.97	3.52	3.96	
Design Load [Pdesign c/Pdesign h (Average/Warmer/Colder)] (EN14825)*	kW	2.7	2.6/2.8/-	3.5	3.20/3.30/-	
Seasonal efficiency ratio [SEER/SCOP (Average/Warmer/Colder)] (EN14825)*		7.20	4.0/5.3/-	7.0	4.10/5.30/-	
Energy efficiency class*		A++	A+/A+++/-	A++	A+/A+++/-	
Annual energy consumption [C/H (Average/Warmer/Colder)]*	kWh/annum	131	910/740	175	1050/961/2953	
Air flow rate indoor (sh.-h.-mh.-m.-ml.-l.-sl.)	m <sup>3</sup> /h	500-430-410-370-330-280-250		600-520-480-440-400-360-280		
Dehumidification	l/h	0.8		1.2		
Fan speeds (Indoor/Outdoor)	n°	7/2		7/2		
Sound pressure Indoor (sh.-h.-mh.-m.-ml.-l.-sl.)	dB(A)	39-36-33-31-29-26-23		44-40-38-36-33-29-25		
Sound pressure Outdoor (h.)	dB(A)	49		52		
Sound power Indoor (sh.-h.-mh.-m.-ml.-l.-sl.)	dB(A)	50-48-45-44-42-38-34		54-50-48-46-43-39-35		
Sound power Outdoor (h.)	dB(A)	60		62		
Power supply	V/Ph/Hz	220-240~/1/50		220-240~/1/50		
Power input nominal (min.-max)	kW	0.72 (0.17-1.3)	0.73 (0.13-1.35)	1.00 (0.16-1.5)	0.960 (0.165-1.5)	
Compressor type		Rotary DC Inverter		Rotary DC Inverter		
Refrigerant type/GWP		R32/675		R32/675		
Refrigerant charge	kg/T.CO <sub>2</sub> eq.	0.55/0.37		0.75/0.51		
Liquid pipe diameter	mm (inch)	6.35 (1/4")		6.35 (1/4")		
Gas pipe diameter	mm (inch)	9.52 (3/8")		9.52 (3/8")		
Min.-max. pipe length with gas standard charge	m	3-5		3-5		
Max. pipe length with additional gas charge	m	15		20		
Additional refrigerant charge	g/m	16		16		
Max. height between units (outdoor on top)	m	10		10		
Max. height between units (indoor on top)	m	10		10		
Net dimension Indoor (H./W./D.)	mm	600/700/215		600/700/215		
Net dimension Outdoor (H./W./D.)	mm	540/782/320		596/848/320		
Net weight Indoor/Outdoor	kg	15.5/27.5		15.5/30.5		

OPERATING RANGE: outdoor temperature

Cooling mode: from -15 °C to +43 °C

Heating mode: from -15 °C to +24 °C

RANGE OF INDOOR TEMPERATURE ADJUSTMENT: from 16 to 30 °C

\*Data declared in compliance with EU Regulation no. 206/2012, as regards to Ecodesign requirements for air conditioners and comfort fans, and EU Regulation no. 626/2011, concerning the energy labelling of air conditioners, and tested according to standard EN14825.